
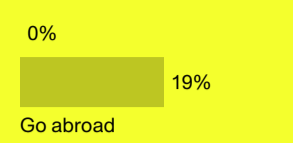


# What do graduates do after completing their studies?


## Architecture



## Scenography




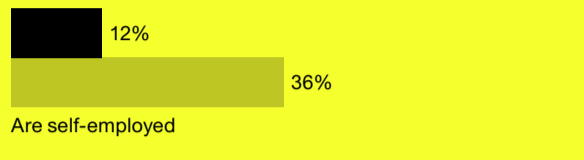
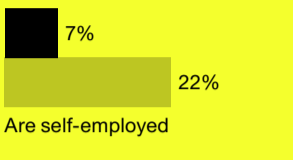
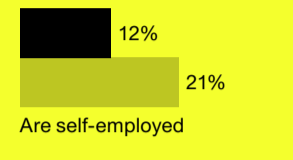

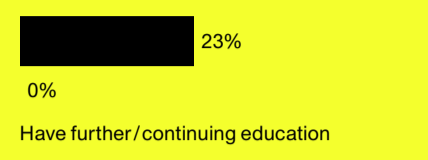
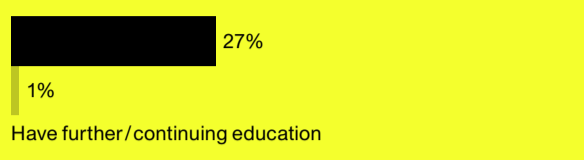

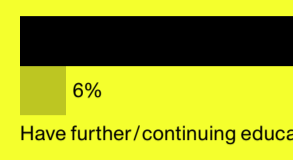
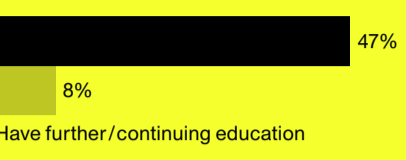
## Fine Arts



## Conservation and Restauration



## Education in the Arts



## Study period in semesters

Program	Minimum	Average
Architecture Bachelor	6,0	9,7
Architecture Master	4,0	7,1
Scenography Diploma	8,0	10,6
Fine Arts Diploma	8,0	11,6
Conservation and Restauration Diploma	10,0	11,1
Education in the Arts Bachelor	8,0	No data available yet
Education in the Arts Master	4,0	No data available yet
Education in the Arts Diploma	9,0	13,1
Master in Critical Studies	4,0	7,3
Doctorate, PhD	No data available	No data available

## Number of students

Program	Students in total	Female students	Male students
Architecture Bachelor	94	45	49
Architecture Master	75	39	36
Scenography Diploma	31	20	11
Fine Arts Diploma	661	382	279
Conservation and Restauration Diploma	394	314	80
Education in the Arts Bachelor	No data available yet	No data available yet	No data available yet
Education in the Arts Master	No data available yet	No data available yet	No data available yet
Education in the Arts Diploma	99	67	32
Master in Critical Studies	64	48	16
Doctorate, PhD	212	154	58

Academy of Fine Arts Vienna  
Quality Development  
akbild.ac.at


Sources: Academy of Fine Arts Vienna (number of students, graduates, WS 2020), BMBWF (average study period, 2017/18 to 2019/20), Statistik Austria: Atrack (employment statistics, graduates of the study years 2008/09 to 2018/19)

The category "Diverse/D" category is only shown where anonymity is ensured.  
Vienna, September 2021

A...kademie der bildenden Künste Wien

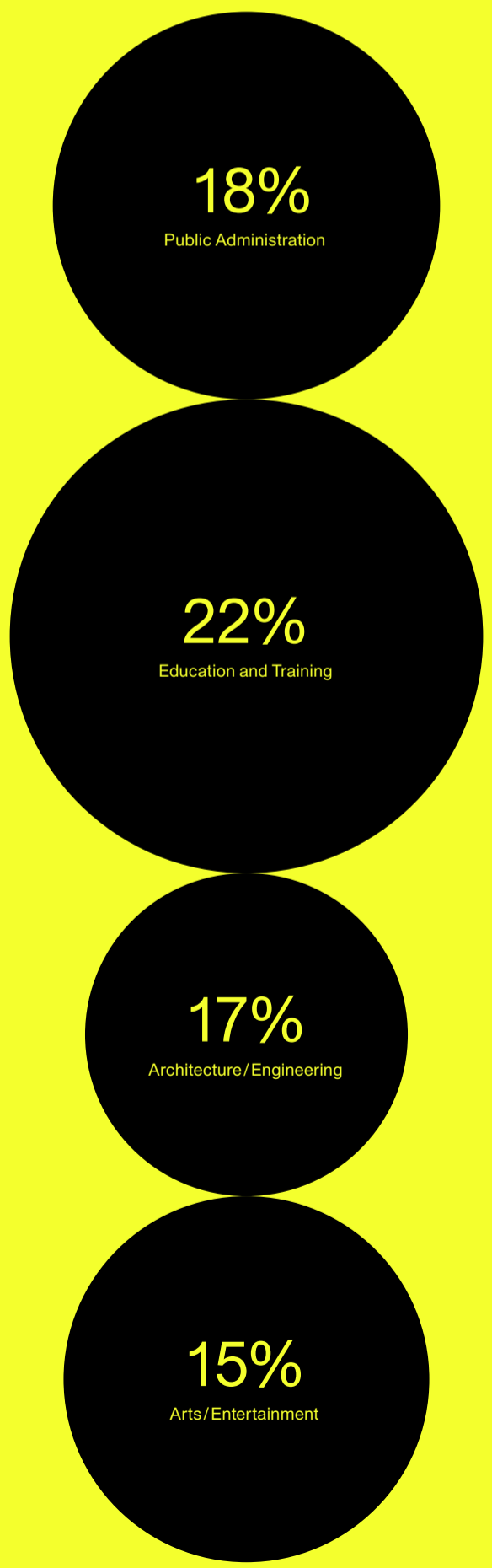
# The Academy in Numbers

1.509 Students in total  
32\* Diverse students (\*extrapolation from the admission statistics)  
973 Female students  
504 Male students

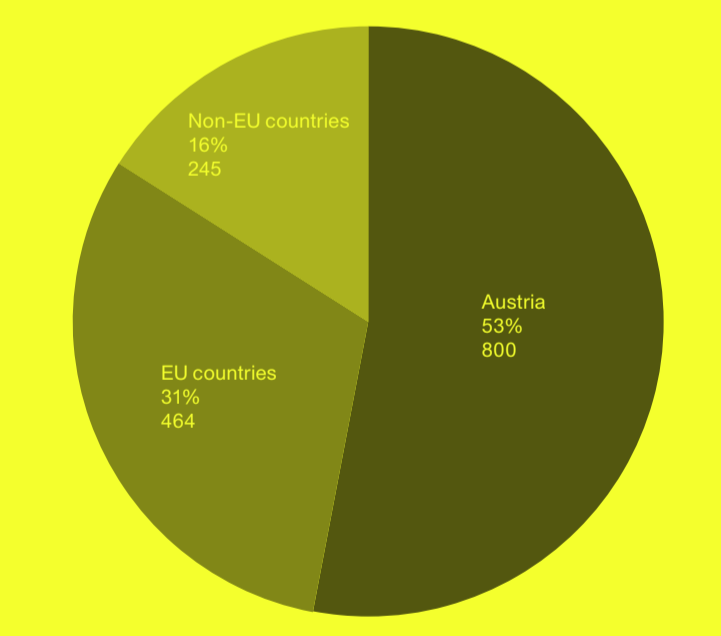


## Which sectors do graduates\* work in?

\*only graduates in employment positions



## Where do the students come from?



## Graduates in 2020

Level of Study	Graduates in total	Female students	Male students
Bachelor/Diploma studies	96	67	29
Master studies	16	9	7
Doctorate studies	8	5	3