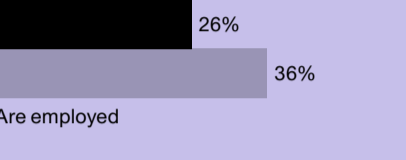
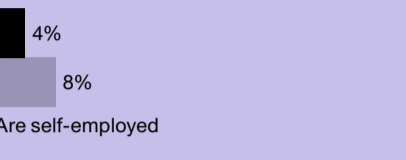
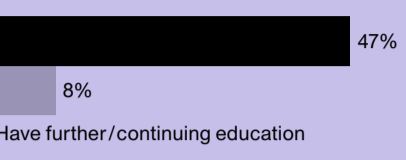
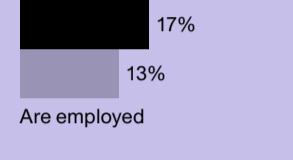
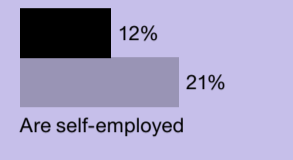
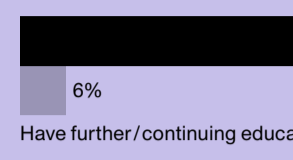
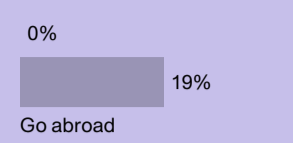


What do graduates do after completing their studies?


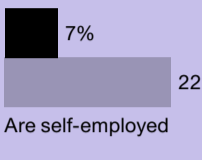
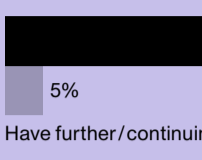
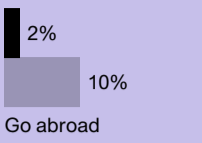
Architecture



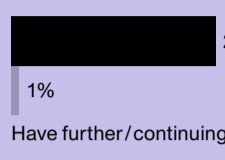
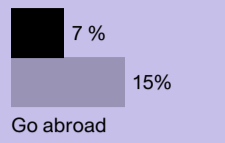
Scenography



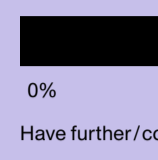
Fine Arts



Conservation and Restauration




Education in the Arts



The Academy in Numbers

1.544 Students in total

63* Diverse students (extrapolation from the admission statistics)
985 Female students
496 Male students



Study period in semesters

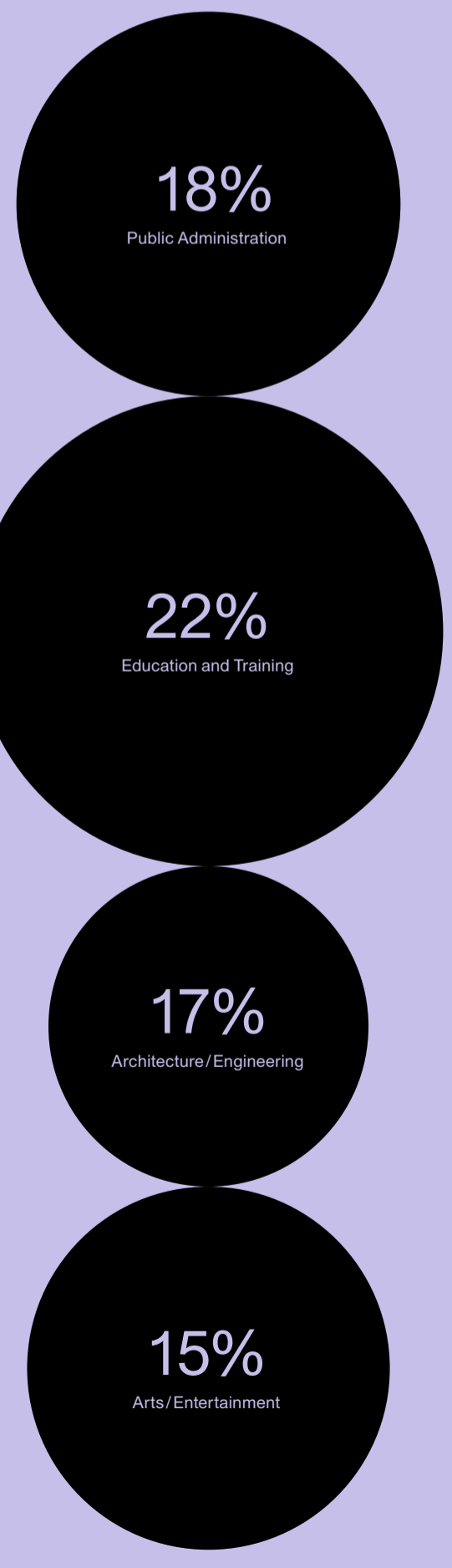
Architecture Bachelor	Architecture Master	Scenography Diploma	Fine Arts Diploma	Conservation and Restauration Diploma	Education in the Arts Bachelor	Education in the Arts Master	Education in the Arts Diploma	Master in Critical Studies	Doctorate, PhD
6,0 Minimum	4,0 Minimum	8,0 Minimum	8,0 Minimum	10,0 Minimum	8,0 Minimum	4,0 Minimum	9,0 Minimum	4,0 Minimum	No data available
8,0 Average	6,6 Average	11,6 Average	13,1 Average	14,0 Average	8,2 Average	No data available yet	13,8 Average	7,7 Average	No data available

Number of students

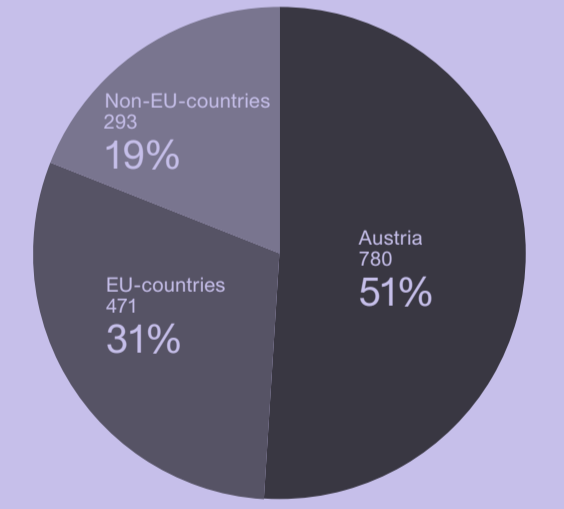
81 Students in total 40 Female students 41 Male students	79 Students in total 43 Female students 36 Male students	31 Students in total 22 Female students 9 Male students	667 Students in total 378 Female students 289 Male students	388 Students in total 313 Female students 75 Male students	70 Students in total 56 Female students 14 Male students	56 Students in total 46 Female students 10 Male students	34 Students in total 22 Female students 12 Male students	72 Students in total 55 Female students 17 Male students	219 Students in total 162 Female students 57 Male students
--	--	---	---	--	--	--	--	--	--

Which sectors do graduates* work in?

*only graduates in employment positions



Where do the students come from?



Graduates in 2021

Bachelor/ Diploma studies 171 Graduates in total 123 Female students 48 Male students	Master studies 20 Graduates in total 12 Female students 8 Male students	Doctorate studies 8 Graduates in total 6 Female students 2 Male students
--	--	---

Academy of Fine Arts Vienna
Quality Development
akbild.ac.at

Graphic design: Beton.studio

Sources: Academy of Fine Arts Vienna (number of students, graduates, WS 2021), BMBWF (average study period, 2018/19 to 2020/21), Statistik Austria: Atrack (employment statistics, graduates of the study years 2008/09 to 2018/19)

The category "Diverse/D" category is only shown where anonymity is ensured.

Vienna, September 2022

A...kademie der bildenden Künste Wien