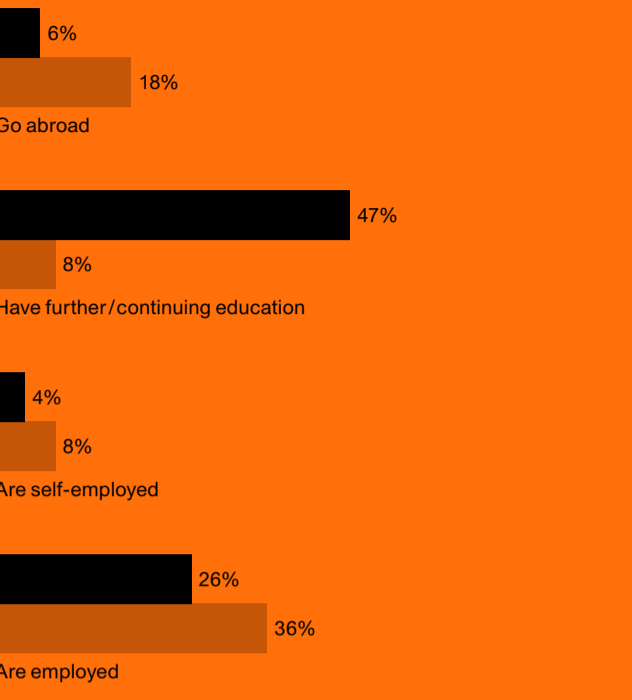
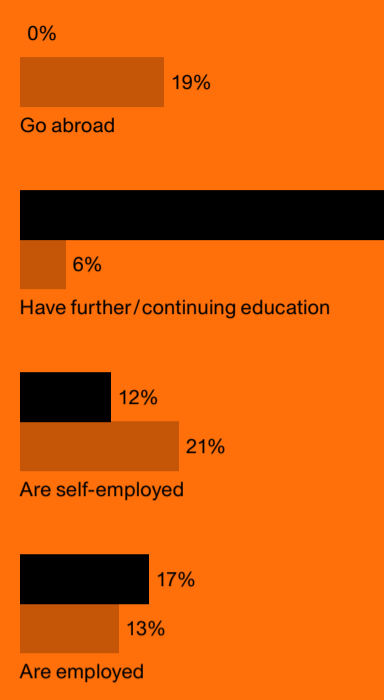


What do graduates do after completing their studies?

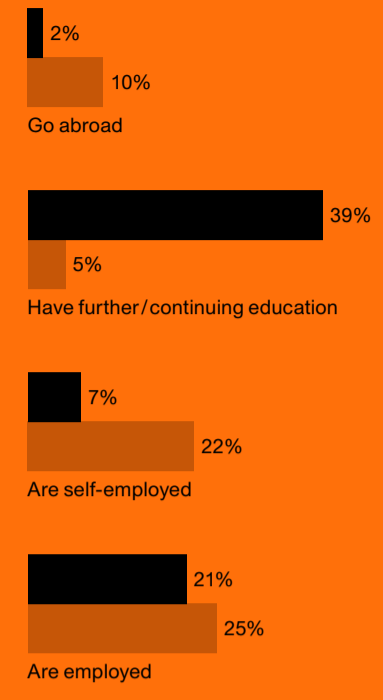
Architecture



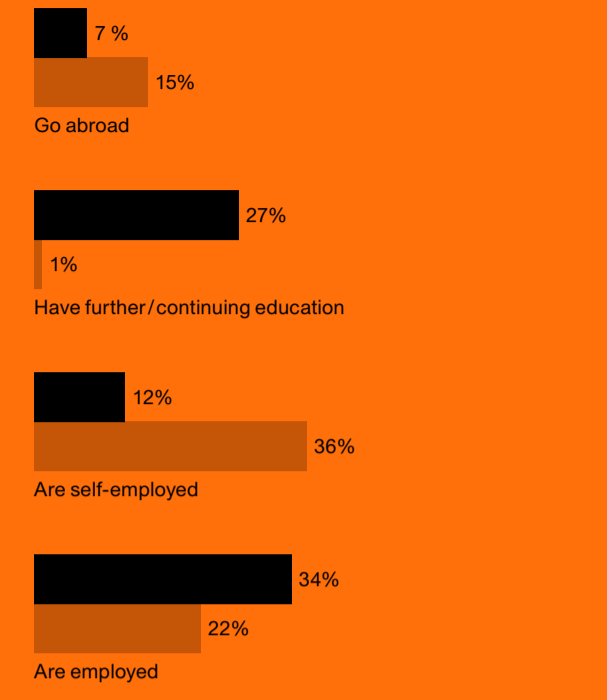
Scenography



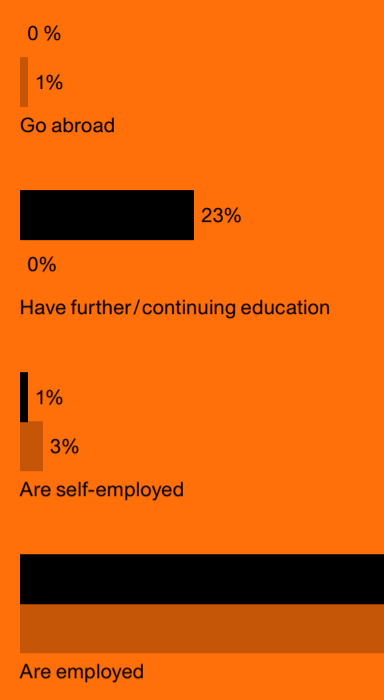
Fine Arts



Conservation and Restauration




Education in the Arts



Die Akademie in Zahlen The Academy in Numbers

1.579 Students
72* Diverse students (*extrapolation from the admission statistics)
1072 Female students
435 Male students



Study period in semesters

Architecture Bachelor	Architecture Master	Scenography Diploma	Fine Arts Diploma	Conservation and Restauration Diploma	Education in the Arts Bachelor	Education in the Arts Master	Master in Critical Studies	Doctorate, PhD
6,0	4,0	8,0	8,0	10,0	8,0	4,0	4,0	No data available
Minimum	Minimum	Minimum	Minimum	Minimum	Minimum	Minimum	Minimum	No data available
7,8	6,6	10,8	13,5	15,0	7,9	7,3	7,3	No data available
Average	Average	Average	Average	Average	Average	Average	Average	No data available

Number of students

Architecture Bachelor	Architecture Master	Scenography Diploma	Fine Arts Diploma	Conservation and Restauration Diploma	Education in the Arts Bachelor	Education in the Arts Master	Master in Critical Studies	Doctorate, PhD
83 Students	96 Students	36 Students	692 Students	70 Students	246 Students	43 Students	64 Students	208 Students
45 Female students 38 Male students	57 Female students 39 Male students	22 Female students 14 Male students	415 Female students 277 Male students	58 Female students 12 Male students	200 Female students 46 Male students	39 Female students 4 Male students	47 Female students 17 Male students	152 Female students 56 Male students

Academy of Fine Arts Vienna
Quality Development
akbild.ac.at

Graphic design: Beton.studio

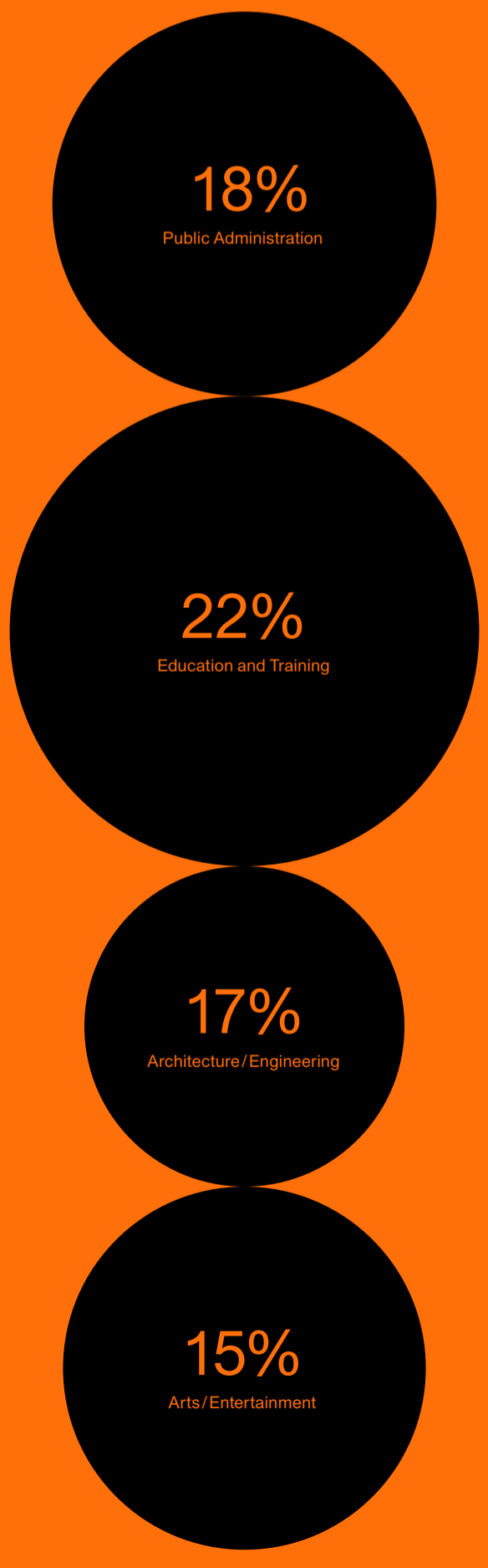
Sources: Academy of Fine Arts Vienna (number of students, number of study enrolments, number of graduates, WS 2022), BMBFW (average study period, 2019/20 to 2021/22), Statistik Austria: Atrack (employment statistics, graduates of the study years 2008/09 to 2018/19)

The category "Diverse/D" category is only shown where anonymity is ensured.

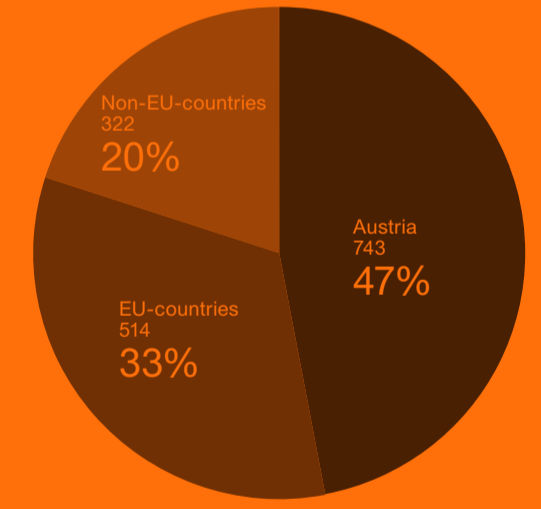
Vienna, September 2023

Which sectors do graduates* work in?

*only graduates in employment positions



Where do the students come from?



Graduates in 2022

Bachelor/ Diploma studies	Master studies	Doctorate studies
117 Graduates	23 Graduates	16 Graduates
76 Female graduates 41 Male graduates	12 Female graduates 11 Male graduates	11 Female graduates 5 Male graduates